



Bluetooth® Keyboard Case

Designed for iPad Air™
ITIP-7300A



Package includes:


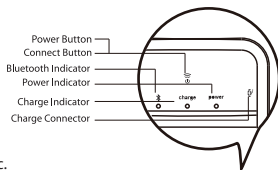
- 1) iPad Air™ Keyboard Case
- 2) USB Charging Cable
- 3) User Manual

Features:

- 1) Designed to fit iPad Air
- 2) Compatible with Windows XP, Win7, Win8, Vista, and Mac OS, etc.
- 3) Universal Wireless Bluetooth 3.0 Connectivity.
- 4) Built-in Li-battery charged by USB.

Technical Specifications:

Dimensions:	(close): 9 ⁹ / ₁₀ " x 7 ¹ / ₂ " x 1" (open): 9 ⁹ / ₁₀ " x 8 ³ / ₁₀ " x 7 ³ / ₁₀ "
Weight:	17.6 ounces (~499 grams)
Operating Temperature:	-4°F to 131°F (-20°C to 55°C)
Operating Humidity:	20% to 50%
Signal Type:	FHSS (Broadcom 20730 Chip)
RF output Power:	Class 2; Maximum output power is 2.5mW (4dBm).
Protocol:	Bluetooth® specification v. 3.0 compliant Bluetooth® HID Profile v. 1.5 compliant
Typical Battery Life:	Continuous Operation: 40+ hours
Working Distance:	~30 feet
Frequency Range:	2.4 - 2.4835GHz



Pairing Bluetooth Keyboard with iPad Air

Preparation: Please make sure both your iPad Air and the Bluetooth Keyboard are charged prior to proceeding. *Before first use, please charge the keyboard with supplied USB cable for at least 3 hours.*

NOTE: If you experience lag while typing, this is a sign your battery level is low and must be recharged.

Lights:



When the power is turned ON, the Blue light will appear.

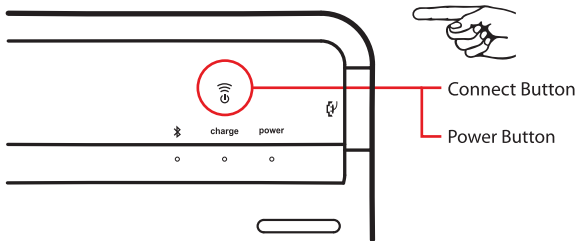
Red light is ON when the unit is charging.

Once charged completely, the light turns OFF.

Blue light will flash for 8 minutes when searching for a Bluetooth Connection.

Once a connection is made, the Blue light turns OFF (If no device is found, the keyboard will automatically power OFF).

Step 1: Press the **Power Button** to turn the keyboard ON. The **Power and Bluetooth Indicators** should be lit for approximately 5 seconds. Keyboard is now in idle mode. Press the **Connect Button**. **Power Indicator** should be lit and **Bluetooth Indicator** should be flashing. The keyboard is now in pairing mode.



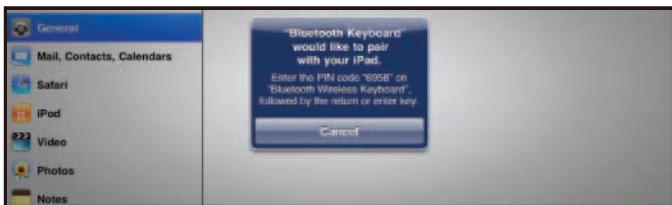
Step 2: On the iPad Air, tap **Settings**. Find the **Bluetooth** setting. If Bluetooth is turned OFF, swipe to turn it ON. The iPad Air should now be searching for all Bluetooth devices within range. Wait for "Bluetooth Keyboard" to appear under **Devices**.

NOTE: Depending on your operating system, your iPad set-up/screen may differ from what is pictured.






Step 3: Tap on **Bluetooth Keyboard** to connect. You must type in the 4-digit code according to the on-screen instructions. Press the **Enter Key** on the keyboard. The keyboard should now be connected.



Using the Keyboard

Use **Function Keys** at the top of the keyboard to go to the iPad Air Home screen, show/hide on-screen keyboard, search for content (such as pictures, music, messages and contacts) and much more.



Go to Home Screen



Search for Content (Pictures, Music, Messages, Contacts, etc.)



Show/Hide On-Screen Keyboard



Copy



Paste



Rewind, Play/Pause, Fast-Forward Multimedia



Mute, Decrease, Increase Sound



Lock Screen

NOTE: Not all Function Keys are compatible with all devices.

IMPORTANT NOTE:

FCC Radiation Exposure Statement:

1. This equipment complies with FCC radiation exposure limits set forth for an uncontrolled environment. End users must follow the specific operating instructions for satisfying RF exposure compliance.
2. This transmitter must not be co-located or operating in conjunction with any other antenna or transmitter

FCC Statement

Warning: Changes or modifications to this unit not expressly approved by the party responsible for compliance could void the user authority to operate the equipment.

NOTE: This equipment has been tested and found to comply with the limits for Class B digital device, pursuant to part 15 of the FCC Rules. These limits are designed to provide reasonable protection against harmful interference in a residential installation.

This equipment generates, uses and can radiate radio frequency energy and, if not installed and used in accordance with the instructions, may cause harmful interference to radio or television reception, which can be determined by turning the equipment off and on, the user is encouraged to try to correct the interference by one or more of the following measures:

- Reorient or relocate the receiving antenna.
- Increase the separation between the equipment and the receiver.
- Connect the equipment into an outlet on a circuit different from that to which the receiver is connected.
- Consult the dealer or an experienced radio/TV technician for help.

CALIFORNIA PROP 65 WARNING

“WARNING” This product contains a chemicals known to the State of California to cause birth defects or other reproductive harm. For more information on these regulations and a list of chemicals, log on the following website address:

<http://www.oehha.ca.gov/prop65.html>

Industry Canada Conformity

This device complies with RSS-Gen of the IC Rules. Operation is subject to the following two conditions:

- (1) this device may not cause harmful interference, and
- (2) this device must accept any interference received, including interference that may cause undesired operation.

Apple and iPad are trademarks of Apple Inc., registered in the U.S. and other countries. Bluetooth is a registered trademark of Bluetooth SIG, Inc. Other trademarks and trade names are those of their respective owners. iPad is NOT included. As a result of continual improvements, the design and specifications of this product are subject to change without notice.

Made in China.

Innovative Technology Electronics Corp.
Limited Warranty: 90 Days Labor, One Year Parts

Innovative Technology Electronics Corp. (IT) warrants the product to be free from "Defects" in materials under normal use for a period of "One Year" from the date of the original purchase. The Warranty is "Not" transferable. IT agrees, within the initial "90 Day" period, to repair or replace the product if it is determined to be defective at "No Charge". It is further agreed that IT will cover the cost to repair or replace damaged "Parts" only for a total period of "One Year" from the date of the original purchase. The warranty does not cover cosmetic damage, antennas, AC cords, cabinets, headbands, ear-pads, or damage due to line power surges, connection to improper voltage supply or settings, misuse, mishandling, accident, acts of God or attempted repair by an unauthorized service agent.

To obtain service, the purchaser MUST present an original sales receipt / proof of purchase. Please contact us at www.ithomeproducts.com to request an RMA (Return Material Authorization) number to return products for service or replacement. Returns without an RMA number on the package will be refused and returned to sender. Upon receipt of the returning item and our full inspection (IT) may issue a replacement to customer for the same item or of one that has equivalent value and features. To return an item, supply full name, return address, phone number, item purchased, receipt of purchase and reason for return to obtain RMA number.

All returns must be in the original packaging or reasonable substitute to prevent damage. Customer "Must" include full name, shipping address and telephone number inside of package. No return will be shipped back to a PO Box or APO address.

Please include your check or money order in the amount of

- **USD\$5.00 for items \$10.00 to \$39.99 (Price Paid Per Unit)**
- **USD\$10.00 for items \$40.00 to \$99.99. (Price Paid Per Unit)**
- **USD\$16.00, for items \$100.00 and up. (Price Paid Per Unit)**
- **Shipping fees are non-refundable**

to be payable to Innovative Technology Electronics Corp. (for handling and return shipping charges) (IT) will not be responsible for delays or unprocessed claims resulting from a purchaser's failure to provide any / all of the necessary information.

Send all inquiries or RMA request via our website www.ithomeproducts.com/support.

Innovative Technology Electronics Corp.

1 Channel Drive

Port Washington, NY 11050

Toll free: 1-877-483-2497

Website for support: www.ithomeproducts.com/support

There are no express warranties except as listed above. REPAIR OR REPLACEMENT AS PROVIDED UNDER THIS WARRANTY IS THE EXCLUSIVE REMEDY OF THE CUSTOMER, (IT) SHALL NOT BE LIABLE FOR ANY INCIDENTAL OR CONSEQUENTIAL DAMAGES FOR BREACH OF ANY EXPRESS OR IMPLIED WARRANTY ON THIS PRODUCT EXCEPT TO THE EXTENT PROHIBITED BY APPLICABLE LAW. ANY IMPLIED WARRANTY OF MERCHANTABILITY OR FITNESS FOR A PARTICULAR PURPOSE ON THIS PRODUCT IS LIMITED IN DURATION TO THE DURATION OF THIS WARRANTY.

Some states do not allow the exclusion or limitation of incidental or consequential damages, or limitations on how long an implied warranty lasts, so the above exclusions or limitations may not apply to you. This warranty gives you specific legal rights and you may also have other rights, which vary from state to state.