



Ultra Thin Bluetooth® Keyboard Case

Designed for iPad Air™

ITIP-7500



Package Includes:

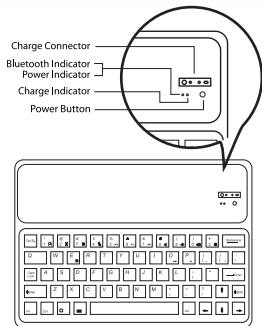
- 1) iPad Air™ Keyboard Case
- 2) Magnetic USB Charging Cable
- 3) User Manual

Features:

- 1) Designed to fit iPad Air™
- 2) Compatible with Windows XP, Win7, Win8, Vista and Mac OS, etc.
- 3) Universal Wireless Bluetooth 3.0 Connectivity
- 4) Built-In Li-Battery charges via USB Powered Port
(Laptop, Wall Adaptor, etc.)

Technical Specifications:

Dimensions:	(close): 6.8" x 9.45" x .4" (open): 13.8" x 9.45" x .4"
Weight:	13.5 ounces (382 grams)
Operating Temperature:	14°F to 131°F (-10°C to 55°C)
Operating Humidity:	20% to 50%
Signal Type:	AIROHA AB1112
Protocol:	Bluetooth® specification v. 3.0 compliant Bluetooth® HID Profile v. 1.0 compliant Class 2; Maximum output power is 2.5mW (4dBm).
RF output Power:	Continuous Operation: 40+ hours
Typical Battery Life:	~30 feet
Working Distance:	2.402–2.483 GHz
Frequency Range:	GFSK
Modulating System:	200mAh
Battery Capacity:	4-5 Hours
Charging Time:	3.7V
Operation Voltage:	10mAh
Working Current:	600uA
Sleeping Current:	80±10g
Key Strength:	5 million strokes
Key Life:	



Charging Keyboard Case

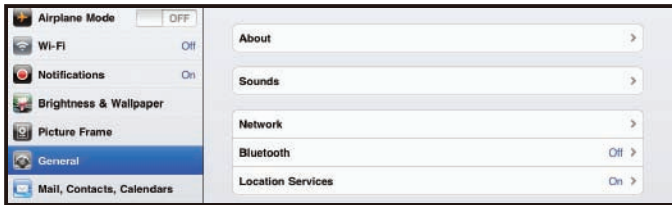
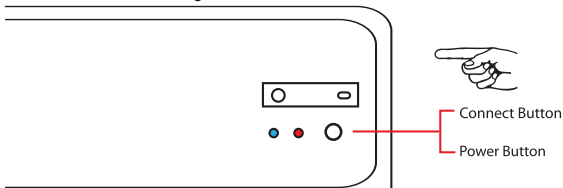
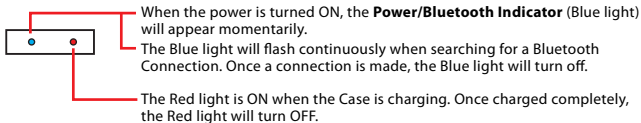
1. Use the **Magnetic USB Charging Cable** supplied with the Keyboard Case.
2. Using the Magnetic end of the USB Charging Cable, place it on the Keyboard in the **Charge Connector Port**.
3. Take the male USB end of the Cable and place it into any Charging USB female port. (This may be a Laptop, USB to Wall Adaptor, etc...)
4. Charge the Battery for 4-5 hours or until the **Charger Indicator** (Red light) turns OFF.
Please note: If the battery is completely drained, you may have to plug in the USB Charging Cable to your power source for a few minutes before the RED light turns ON, showing that the device is now charging.

Pairing Bluetooth Keyboard with iPad Air

Preparation: Please make sure both your iPad Air™ and the Bluetooth® Keyboard are charged prior to proceeding. **Before first use, please charge the keyboard with the supplied Magnetic USB Charging cable for at least 4 hours.**

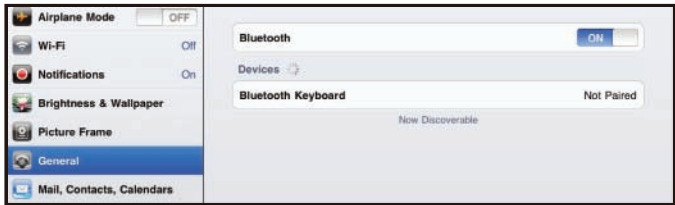
NOTE: If you experience lag while typing or the blue light begins flashing, this is a sign that your battery level is low and must be charged.

Lights:

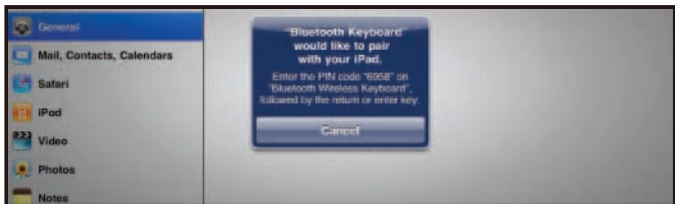


Step 1: Press the **Power Button** to turn ON the Keyboard Case. The **Power/Bluetooth Indicator** will be lit for a moment. Press and hold the **Fn + Backspace** keys to activate the Bluetooth Connectivity mode. The Blue light will begin flashing until it is connected to a device.

NOTE: Depending on your operating system your iPad set-up/screen may differ slightly from what is pictured.



- Step 2:** On the iPad Air™, tap **Settings**. Find the **Bluetooth** Setting. If Bluetooth is turned OFF, swipe to turn it ON. The iPad Air should now be searching for all Bluetooth devices within range. Wait for **Bluetooth Keyboard** to appear under **Devices**.




- Step 3:** Press **Bluetooth Keyboard** to connect to your iPad Air. Your device will then ask for a 4-digit code. Just type in the 4-digit code according to the on screen instructions. Press the Enter Key on the keyboard. The keyboard will then automatically connect. You should now be synced!

- To Turn Off:** To turn OFF the Keyboard Case, press and hold the Power Indicator button for 3 seconds. Please note: The keyboard will automatically enter sleep mode when not in use for 12 minutes.

Using the Keyboard

To use the **Function Keys** at the top of the Keyboard. Hold down the Function Key (**Fn**) and press one of the keys with an extra symbol. Each symbol has a specific task such as Cut, Copy, Paste, Go to the Home Screen, and search for content like pictures, music, messages, contacts and more.



The **Function Key (Fn)** is highlighted in green.

The keys throughout the keyboard highlighted in Red are the specific *Function Keys*.

NOTE: Not all Function Keys are compatible with all devices.

IMPORTANT NOTE:

FCC Radiation Exposure Statement:

1. This equipment complies with FCC radiation exposure limits set forth for an uncontrolled environment. End users must follow the specific operating instructions for satisfying RF exposure compliance.
2. This transmitter must not be co-located or operating in conjunction with any other antenna or transmitter

FCC Statement

Warning: Changes or modifications to this unit not expressly approved by the party responsible for compliance could void the user authority to operate the equipment.

NOTE: This equipment has been tested and found to comply with the limits for Class B digital device, pursuant to part 15 of the FCC Rules. These limits are designed to provide reasonable protection against harmful interference in a residential installation.

This equipment generates, uses and can radiate radio frequency energy and, if not installed and used in accordance with the instructions, may cause harmful interference to radio or television reception, which can be determined by turning the equipment off and on, the user is encouraged to try to correct the interference by one or more of the following measures:

- Reorient or relocate the receiving antenna.
- Increase the separation between the equipment and the receiver.
- Connect the equipment into an outlet on a circuit different from that to which the receiver is connected.
- Consult the dealer or an experienced radio/TV technician for help.

CALIFORNIA PROP 65 WARNING

"WARNING" This product contains a chemicals known to the State of California to cause birth defects or other reproductive harm. For more information on these regulations and a list of chemicals, log on the following website address:

<http://www.oehha.ca.gov/prop65.html>

Apple and iPad are trademarks of Apple Inc., registered in the U.S. and other countries. Bluetooth is a registered trademark of Bluetooth SIG, Inc. Other trademarks and trade names are those of their respective owners. iPad is NOT included. As a result of continual improvements, the design and specifications of this product are subject to change without notice.

Made in China.

Innovative Technology Electronics Corp.
Limited Warranty: 90 Days Labor, One Year Parts

Innovative Technology Electronics Corp. (IT) warrants the product to be free from "Defects" in materials under normal use for a period of "One Year" from the date of the original purchase. The Warranty is "Not" transferable. IT agrees, within the initial "90 Day" period, to repair or replace the product if it is determined to be defective at "No Charge." It is further agreed that IT will cover the cost to repair or replace damaged "Parts" only for a total period of "One Year" from the date of the original purchase. The warranty does not cover cosmetic damage, antennas, AC cords, cabinets, headbands, ear-pads, or damage due to line power surges, connection to improper voltage supply or settings, misuse, mishandling, accident, acts of God or attempted repair by an unauthorized service agent.

To obtain service, the purchaser MUST present an original sales receipt / proof of purchase. Please contact us at www.ithomeproducts.com to request an RMA (Return Material Authorization) number to return products for service or replacement. Returns without an RMA number on the package will be refused and returned to sender. Upon receipt of the returning item and our full inspection (IT) may issue a replacement to customer for the same item or of one that has equivalent value and features. To return an item, supply full name, return address, phone number, item purchased, receipt of purchase and reason for return to obtain RMA number.

All returns must be in the original packaging or reasonable substitute to prevent damage. Customer "Must" include full name, shipping address and telephone number inside of package. No return will be shipped back to a PO Box or APO address.

Please include your check or money order in the amount of

- **USD\$5.00 for items \$10.00 to \$39.99 (Price Paid Per Unit)**
- **USD\$10.00 for items \$40.00 to \$99.99. (Price Paid Per Unit)**
- **USD\$16.00, for items \$100.00 and up. (Price Paid Per Unit)**
- **Shipping fees are non-refundable**

to be payable to Innovative Technology Electronics Corp. (for handling and return shipping charges) (IT) will not be responsible for delays or unprocessed claims resulting from a purchaser's failure to provide any / all of the necessary information.

Send all inquiries or RMA request via our website www.ithomeproducts.com/support.

Innovative Technology Electronics Corp.
1 Channel Drive
Port Washington, NY 11050
Toll free: 1-877-483-2497

Website for support: www.ithomeproducts.com/support

There are no express warranties except as listed above. REPAIR OR REPLACEMENT AS PROVIDED UNDER THIS WARRANTY IS THE EXCLUSIVE REMEDY OF THE CUSTOMER, (IT) SHALL NOT BE LIABLE FOR ANY INCIDENTAL OR CONSEQUENTIAL DAMAGES FOR BREACH OF ANY EXPRESS OR IMPLIED WARRANTY ON THIS PRODUCT EXCEPT TO THE EXTENT PROHIBITED BY APPLICABLE LAW. ANY IMPLIED WARRANTY OF MERCHANTABILITY OR FITNESS FOR A PARTICULAR PURPOSE ON THIS PRODUCT IS LIMITED IN DURATION TO THE DURATION OF THIS WARRANTY.

Some states do not allow the exclusion or limitation of incidental or consequential damages, or limitations on how long an implied warranty lasts, so the above exclusions or limitations may not apply to you. This warranty gives you specific legal rights and you may also have other rights, which vary from state to state.