

Justin™

by
innovative technology.™



2,000mAh Power Bank With Built-In 12V Adaptor

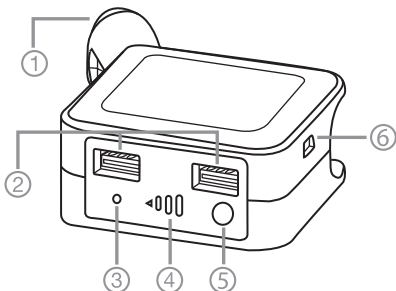
Model:
JA-300-2000

USER MANUAL

BC

BEFORE INSTALLING AND USING THE PRODUCT, PLEASE READ THE INSTRUCTIONS THOROUGHLY, AND RETAIN THEM FOR FUTURE REFERENCE.

PRODUCT OVERVIEW



1. 12V Auto Plug
2. USB Output Ports
3. Status Indicator LED
4. Battery Capacity Indicator
5. Power Button
6. Micro USB Input

Included: (1x) Power Bank and (1x) Charging Cable

SPECIFICATIONS

To ensure safe operation, check your device's compatibility with Power Bank specifications prior to use.

Capacity: 2,000mAh

Battery Cell: Lithium-ion

Car Input: 12-24V

Output: 5V 1.5A

USB Input: 5V 1.0A

Cycle Life: ≥ 500 times

Charging Time: 3-4 hours





Dimensions: 2.7 x 2.5 x 1.1in

Weight: 100g

69 x 63 x 28mm

LED LIGHTS

The Power Bank includes a Status Indicator LED and a Battery Capacity Indicator to show the working status and remaining battery power level.

Battery Capacity Indicator Light	Battery Power Level
	<25%
	25%-50%
	50%-75%
	75%-100%

Status Indicator LED	Status
Red Light ON	Charging
Blue Light ON	Fully Charged
Light OFF	Not Charging

USE

Charge the Power Bank until the Status LED Indicator turns blue. This may take up to 3-4 hours and may fluctuate depending on the charging power source. To check the Power Bank's battery level, press the Power Button and read the Battery Capacity Indicator (see chart above).

Important: Before first use, charge the power bank a full 6 hours. After the initial charge, normal charging will take 3-4 hours.

1. Charging the Power Bank:

Plug the supplied Micro USB cable into the Power Bank's Micro USB input. Next, insert the USB end of the charging cable into a computer or AC power source with a USB Output Port of 5V. While charging, the Status Indicator LED will turn red. Once charging is complete, the LED will turn blue.

Note: This power bank can also be charged via the 12V socket in your favorite car/truck.

2. Charging Your Smartphone, Etc:

Using your device's supplied charging cable (Apple® Lightning™ cable, Micro USB cable, etc.), plug your smartphone, tablet or other USB powered device into the USB Output Port of the Power Bank. Press the Power Button on the Power Bank to begin charging your device. Charging will continue until your device is fully charged or the Power Bank has drained.

Important: Please check for voltage compatibility with your device prior to use.

3. Charging via the 12V Auto Plug

The power bank can be used as a 12-24V to USB adaptor when in the car. Plug the power bank into your vehicle's 12V socket via the 12V Auto Plug. Next, plug your device into either of the USB Output ports to begin charging. **Note:** *If charging a device in your car via the 12V socket, please make sure to unplug your device once it is fully charged. If you experience unstable charging as a 12-24V to USB adaptor, please unplug all charging devices and leave the car charger charging via the 12V socket in your car/ truck for 30 minutes.*

PLEASE NOTE

- The Power Bank comes pre-packaged with a partial charge, NOT a full charge. We recommend fully charging your Power Bank before first use for best performance.
- If your device (smartphone, tablet, etc.) is not charging, this may be a sign that the battery level of the Power Bank is very low and you need to recharge it.
- Your Power Bank includes a special Micro USB to USB cable. Some devices, namely BlackBerry® devices, REQUIRE this cable for charging. If you do not use this

cable, your device might not charge.

- Some devices require you to turn OFF the device prior to charging via the Power Bank. If the device is left ON and plugged into the Power Bank, the device will show a small red “X” over the battery icon signifying that it is not charging. There is no need for concern, this will not harm your device. Simply turn OFF your device to continue charging.
- It is normal for the Power Bank to become slightly warm during use.

MAINTENANCE

In order to keep your Power Bank operating at maximum potential, please follow these guidelines:

1. Recharge the Power Bank every 2 months when not in use. Charge to at least 40%, as this will extend the battery life.
2. Keep your Power Bank dry and away from moist and corrosive materials. DO NOT get wet. In addition, never expose to high heat environments. Avoid extreme temperatures of hot or cold as it will decrease the overall battery performance.

CAUTIONS

Please read this section carefully before using.

- Only use this product with confirmed power sources that follow device specifications. Device is intended to be used with iPhone®, mobile phones and other digital products. Only use specified charging methods or reputable branded chargers that are compatible with device specifications.
- Do not use product beside or in close proximity to a

heat source such as a ventilation heat vent, convection heater, burner, etc.

- Do not expose device to moisture or submerge it in liquid. Do not leave device inside an excessively hot or cold environment. Store device in a cool and dry environment at all times.
- Avoid dropping or applying excessive shock and force to device. Do not use in unprotected outdoor environments or in exposed sunlight for a prolonged period of time.
- Do not use device in a confined space. Restricted or insufficient airflow will put device at risk of overheating.
- Avoid touching metal prongs when plugging and unplugging device from power source.
- Do not use harsh chemicals to clean device. Use a damp cloth with warm water to wipe off any dirt. Only clean the device when it is unplugged from any power source.
- Ensure charge port is clear of any foreign objects before using. Do not force incompatible connectors into any port.
- Do not use damaged cables and wires on device. Avoid using cables to charge Power Bank other than supplied for optimal and safe operation. Supplied cables have gone through rigorous testing to ensure compatibility.
- Do not attempt to disassemble the device. Any attempts to do so will void all warranties on this product. Do not attempt to remove or salvage batteries for other purposes.

SAFETY INSTRUCTIONS

Read all instructions and warnings prior to using this

product. This device contains a Lithium-ion (Li-ion) battery. Improper use, storage and disposal may cause leaks, expansions and explosions that could lead to fires, health concerns, bodily injury and property damage.

- Upon the event where the device may be broken, shattered, or in any way physically compromised DO NOT USE.
- Do not dispose device into standard garbage disposal sites. Dispose of device at available Battery Recycling Sites after fully discharging battery. Not doing so may violate local disposal laws and regulations.
- NOTE: Opening of product and/or removal of battery will render product inoperative and voids manufacturer warranties, dispose of remaining product components in accordance with local laws.
- If unusual expansion is detected, disuse device immediately. In case of fire, use lithium approved “Class D Type” Fire Extinguishers on device.
- Do not expose or dispose of device into fire.
- In the unfortunate case of a leak and electrolyte comes in contact with skin, wash area with water and soap. If electrolyte makes contact with eyes, flush with generous amounts of water for 15 minutes and seek medical attention immediately. Avoid inhaling fumes if applicable. Do not attempt to reuse damaged device.
- Do not charge device with unspecified power source. Only use specified method of charge and reputable brand OEM chargers compatible with device specifications.

FCC STATEMENT

Warning: Changes or modifications to this unit not expressly approved by the party responsible for compliance

could void the user authority to operate the equipment.

NOTE: This equipment has been tested and found to comply with the limits for Class B digital device, pursuant to part 15 of the FCC Rules. These limits are designed to provide reasonable protection against harmful interference in a residential installation. This equipment generates, uses and can radiate radio frequency energy and, if not installed and used in accordance with the instructions, may cause harmful interference to radio or television reception, which can be determined by turning the equipment off and on. The user is encouraged to try to correct the interference by one or more of the following measures:

- Reorient or relocate the receiving antenna.
- Increase the separation between the equipment and the receiver.
- Connect the equipment into an outlet on a circuit different from that to which the receiver is connected.
- Consult the dealer or an experienced radio/TV technician for help.

THIS DEVICE COMPLIES WITH PART 15 OF THE FCC RULES. OPERATION IS SUBJECT TO THE FOLLOWING TWO CONDITIONS: (1) THIS DEVICE MAY NOT CAUSE HARMFUL INTERFERENCE, AND (2) THIS DEVICE MUST ACCEPT ANY INTERFERENCE RECEIVED, INCLUDING INTERFERENCE THAT MAY CAUSE UNDESIRE OPERATION.

CALIFORNIA PROP 65 WARNING

WARNING: This product contains chemicals known to the State of California to cause birth defects or other reproductive harm. For more information on these regulations and a list of chemicals, log on to the following website address: <http://www.oehha.ca.gov/prop65.html>

INNOVATIVE TECHNOLOGY ELECTRONICS CORP. LIMITED WARRANTY: 90 DAYS LABOR, ONE YEAR PARTS

Innovative Technology Electronics Corp. (IT) warrants the product to be free from "Defects" in materials under normal use for a period of "One Year" from the date of the original purchase. The Warranty is "Not" transferable. IT agrees, within the initial "90 Day" period, to repair or replace the product if it is determined to be defective at "No Charge". It is further agreed that IT will cover the cost to repair or replace damaged "Parts" only for a total period of "One Year" from the date of the original purchase. The warranty does not cover cosmetic damage, antennas, AC cords, cabinets, headbands, ear-pads, or damage due to line power surges, connection to improper voltage supply or settings, misuse, mishandling, accident, acts of God or attempted repair by an unauthorized service agent.

To obtain service, the purchaser MUST present an original sales receipt / proof of purchase. Please contact us at www.ithomeproducts.com to request an RMA (Return Material Authorization) number to return products for service or replacement. Returns without an RMA number on the package will be refused and returned to sender. Upon receipt of the returning item and our full inspection (IT) may issue a replacement to customer for the same item or of one that has equivalent value and features. To return an item, supply full name, return address, phone number, item purchased, receipt of purchase and reason for return to obtain RMA number. All returns must be in the original packaging or reasonable substitute to prevent damage. Customer "Must" include full name, shipping address and telephone number inside of package. No return will be shipped back to a PO Box or APO address.

Please include your check or money order in the amount of:

- USD\$5.00 for items \$10.00 to \$39.99 (Price Paid Per Unit)
- USD\$10.00 for items \$40.00 to \$99.99. (Price Paid Per Unit)
- USD\$16.00, for items \$100.00 and up. (Price Paid Per Unit)
- Shipping fees are non-refundable

To be payable to Innovative Technology Electronics Corp. (for handling and return shipping charges) (IT) will not be responsible for delays or unprocessed claims resulting from a purchaser's failure to provide any / all of the necessary information. Send all inquiries or RMA request via our website: www.ithomeproducts.com/support.

Innovative Technology Electronics Corp.
1 Channel Drive

Port Washington, NY 11050

Toll free: 1-877-483-2497

Website for support: www.ithomeproducts.com/support

There are no express warranties except as listed above.

REPAIR OR REPLACEMENT AS PROVIDED UNDER THIS WARRANTY IS THE EXCLUSIVE REMEDY OF THE CUSTOMER, (IT) SHALL NOT BE LIABLE FOR ANY INCIDENTAL OR CONSEQUENTIAL DAMAGES FOR BREACH OF ANY EXPRESS OR IMPLIED WARRANTY ON THIS PRODUCT EXCEPT TO THE EXTENT PROHIBITED BY APPLICABLE LAW. ANY IMPLIED WARRANTY OF MERCHANTABILITY OR FITNESS FOR A PARTICULAR PURPOSE ON THIS PRODUCT IS LIMITED IN DURATION TO THE DURATION OF THIS WARRANTY.

Some states do not allow the exclusion or limitation of incidental or consequential damages, or limitations on how long an implied warranty lasts, so the above exclusions or limitations may not apply to you. This warranty gives you specific legal rights and you may also have other rights, which vary from state to state.

NOTE: As a result of continual improvements, the design and specifications of this product are subject to change without notice.

Apple and iPhone are trademarks of Apple Inc., registered in the U.S. and other countries. Lightning is a trademark of Apple Inc. Lightning cord NOT included. Smartphones and Tablets are NOT included.

CAN ICES-3 (B) / NMB-3 (B)

Made in China.