



Digital Tire Gauge Model# ITST-12

Made in China.

Product Specifications

- Pressure Range 5.0 <> 100 PSI and 0.35 <> 7.00 BAR
- Display 1/4" Digital LCD
- Requires 3-Volt Lithium Coin Cell Battery (Included)
- Operating Temperature -5 to -50° Celsius
- Built-In Key Ring Attaches to your Keys



Operating Instructions

1. Press the ON button once to power on the unit. By default the pressure gauge will start up in PSI mode. To change from PSI to BAR mode, simply press power again. The read-out will display the current mode on-screen.
2. Place the nozzle of the gauge onto the tire valve. Press down firmly to ensure a good seal and to prevent air from escaping.
3. Hold the gauge onto the tire valve until the reading on the LCD locks onto a number.
4. Remove the pressure gauge quickly from the valve and read the reported tire pressure.

To retake the pressure reading, simply place the nozzle back onto the tire valve and repeat steps 1 through 4.

The gauge will automatically turn off between 30 and 90 seconds after use. To manually shut-off the unit, hold the ON button down for approximately 3 seconds.


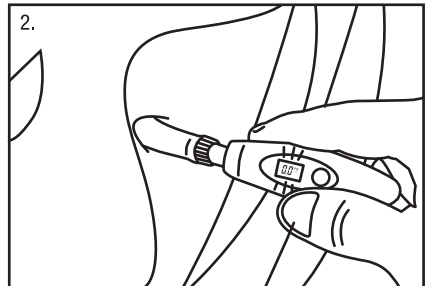
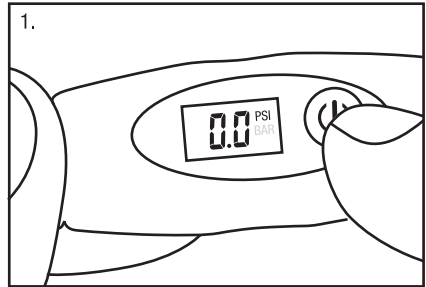
Battery Replacement

Requires 2"AG13" button cell batteries(included). To replace batteries, Please unscrew plastic keychain cap, then unscrew chrome trim ring, and then remove screw on back. Replace BOTH batteries making sure the polarity is correct.

Perchlorate Material- Special handling may apply. See <http://www.dtscc.ca.gov/hazardouswaste/perchlorate/>. This notice is required by California Code of Regulations, Title 22, Division 4.5, Chapter 33: Best Management Practices for Perchlorate Materials. This device includes a battery which contain perchlorate material.

Helpful Tips

To get a good seal between the pressure gauge and the tire valve, make sure that the tires valve is pointed up or off to the side, not upside down. If your tire valve is upside down, move the vehicle forward approximately 6" to 12" and check again.



For warranty information and customer service:
Toll-Free Phone: 1-877-483-2497
Website: www.ithomeproducts.com/support